

LOTUS CUP UK - LOTUS ELISE TROPHY


SPA EURO RACE

RACE 2

Analysis

■ Personal Best ■ Session Best B Crossing the finish line in pit lane

Lap	D	Time	Sector 1	Sector 2	Sector 3	Kph	Elapsed	Lap	D	Time	Sector 1	Sector 2	Sector 3	Kph	Elapsed
7 AbleCareGroup.com 1.David MCNULTY LOTUS EXIGE V6 CUPR SPS								11 1 2:55.492 51.283 1:18.520 45.689 89.2 32:41.668							
1	1	3:04.799	53.508	1:23.865	47.426	84.7	3:04.799	12 www.plant-tech.co.uk 1.Seth WALPOLE LOTUS ELISE 111R PRO							
2	1	2:53.531	50.462	1:19.741	43.328	90.2	5:58.330	1	1	3:25.937	1:08.637	1:26.758	50.542	76.0	3:25.937
3	1	2:51.774	48.604	1:19.498	43.672	91.2	8:50.104	2	1	3:02.200	52.797	1:21.736	47.667	85.9	6:28.137
4	1	2:47.303	48.133	1:16.803	42.367	93.6	11:37.407	3	1	2:58.022	51.854	1:19.960	46.208	87.9	9:26.159
5	1	2:47.237	48.303	1:15.792	43.142	93.7	14:24.644	4	1	2:58.295	51.274	1:21.076	45.945	87.8	12:24.454
6	1	2:46.525	47.707	1:16.523	42.295	94.0	17:11.169	5	1	2:56.748	51.897	1:19.333	45.518	88.6	15:21.202
7	1	2:45.731	47.393	1:15.702	42.636	94.5	19:56.900	6	1	2:57.088	52.074	1:19.391	45.623	88.4	18:18.290
8	1	2:48.145	49.517	1:15.594	43.034	93.2	22:45.045	15 www.track-club.com 1.Adam KNIGHT 2.- LOTUS EXIGE V6 CUPR SPS							
9	1	2:45.838	47.965	1:15.594	42.279	94.4	25:30.883	1	1	3:18.384	1:11.642	1:21.552	45.190	78.9	3:18.384
10	1	2:45.850	47.839	1:15.290	42.721	94.4	28:16.733	2	1	2:47.089	47.824	1:16.770	42.495	93.7	6:05.473
11	1	2:45.420	47.323	1:15.450	42.647	94.6	31:02.153	3	1	2:54.239	50.039	1:20.926	43.274	89.9	8:59.712
12	1	2:47.536	48.395	1:16.192	42.949	93.5	33:49.689	4	1	2:45.643	46.457	1:16.608	42.578	94.5	11:45.355
9 findmeagift.com 1.Adam GORE LOTUS ELISE S2 PRO								5	1	2:43.654	46.664	1:14.907	42.083	95.7	14:29.009
1	1	3:21.587	1:07.606	1:25.601	48.380	77.7	3:21.587	6	1	2:43.192	45.841	1:14.396	42.955	96.0	17:12.201
2	1	3:00.123	52.823	1:20.939	46.361	86.9	6:21.710	7	1	2:42.849	46.077	1:14.725	42.047	96.1	19:55.050
3	1	2:56.793	51.970	1:19.352	45.471	88.6	9:18.503	8	1	2:41.993	45.807	1:14.146	42.040	96.6	22:37.043
4	1	2:57.672	52.067	1:20.375	45.230	88.1	12:16.175	9	1	2:41.675	45.697	1:14.375	41.603	96.9	25:18.718
5	1	2:54.022	50.500	1:18.590	44.932	90.0	15:10.197	10	1	2:41.540	45.155	1:14.246	42.139	96.9	28:00.258
6	1	2:54.214	50.860	1:18.116	45.238	89.9	18:04.411	11	1	2:41.442	45.980	1:13.978	41.484	97.0	30:41.700
7	1	2:56.041	50.877	1:19.828	45.336	88.9	21:00.452	12	1	2:42.479	46.554	1:14.234	41.691	96.4	33:24.179
8	1	2:57.699	50.674	1:20.881	46.164	88.1	23:58.151	24 Poolcare Leisure 1.Ian FENWICK EXIGE S1 HONDA SPS							
9	1	2:53.823	50.135	1:18.530	45.158	90.1	26:51.974	1	1	3:05.974	53.029	1:24.827	48.118	84.2	3:05.974
10	1	3:07.497	50.316	1:30.539	46.642	83.5	29:59.471	2	1	2:58.832	50.081	1:22.576	46.175	87.6	6:04.806
11	1	2:57.347	51.445	1:19.750	46.152	88.3	32:56.818	3	1	2:50.761	48.377	1:17.865	44.519	91.7	8:55.567
10 Densy Developments Ltd 1.David ALEXANDER LOTUS ELISE S1 PRO								4	1	2:49.759	48.023	1:18.429	43.307	92.2	11:45.326
1	1	3:20.932	1:06.447	1:25.479	49.006	77.9	3:20.932	5	1	2:51.448	49.368	1:18.751	43.329	91.4	14:36.774
2	1	3:05.248	53.068	1:24.924	47.256	84.5	6:26.180	6	1	2:51.695	48.990	1:18.889	43.816	91.2	17:28.469
3	1	2:58.995	51.905	1:20.867	46.223	87.5	9:25.175	7	1	2:53.378	48.833	1:18.980	45.565	90.3	20:21.847
4	1	2:58.944	51.654	1:21.216	46.074	87.5	12:24.119	8	1	2:51.215	48.442	1:19.088	43.685	91.5	23:13.062
5	1	3:20.687	1:09.830	1:22.906	47.951	78.0	15:44.806	9	1	2:51.832	48.543	1:19.495	43.794	91.1	26:04.894
6	1	3:04.648	53.686	1:23.220	47.742	84.8	18:49.454	27 Rob Boston 1.Mark JESSOP LOTUS ELISE CUP R PRO							
7	1	3:03.983	53.314	1:23.065	47.604	85.1	21:53.437	1	1	3:22.956	1:08.183	1:26.560	48.213	77.1	3:22.956
8	1	3:03.829	53.392	1:23.233	47.204	85.2	24:57.266	2	1	3:01.495	52.161	1:22.854	46.480	86.3	6:24.451
9	1	3:01.923	53.338	1:21.577	47.008	86.1	27:59.189	3	1	2:58.254	52.572	1:20.063	45.619	87.9	9:22.705
10	1	3:00.956	52.696	1:21.739	46.521	86.5	31:00.145	4	1	2:56.436	51.589	1:19.159	45.688	88.7	12:19.141
11	1	3:00.870	52.822	1:20.719	47.329	86.6	34:01.015	5	1	2:56.540	51.442	1:19.470	45.628	88.7	15:15.681
11 AbleCare 1.Jason MCINULTY LOTUS ELISE S2 PRO								6	1	2:55.535	50.571	1:19.158	45.806	89.2	18:11.216
1	1	3:20.415	1:07.302	1:24.900	48.213	78.1	3:20.415	7	1	2:55.473	50.940	1:19.252	45.281	89.2	21:06.689
2	1	3:00.492	52.611	1:20.996	46.885	86.8	6:20.907	8	1	3:05.203	50.762	1:28.818	45.623	84.5	24:11.892
3	1	2:57.331	52.633	1:18.966	45.732	88.3	9:18.238	9	1	2:55.801	51.047	1:19.339	45.415	89.1	27:07.693
4	1	2:55.279	52.231	1:18.164	44.884	89.4	12:13.517	10	1	2:56.217	50.797	1:19.728	45.692	88.9	30:03.910
5	1	2:55.917	50.608	1:20.285	45.024	89.0	15:09.434	11	1	2:57.344	51.455	1:20.413	45.476	88.3	33:01.254
6	1	2:55.881	53.053	1:18.077	44.751	89.1	18:05.315	39 Datum Motorsport 1.Simon DEACON LOTUS 2-ELEVEN SPS							
7	1	2:57.024	50.501	1:21.257	45.266	88.4	21:02.339	1	1	3:05.201	52.551	1:24.628	48.022	84.5	3:05.201
8	1	2:56.393	50.543	1:19.544	46.306	88.7	23:58.732								
9	1	2:52.905	49.550	1:18.966	44.389	90.5	26:51.637								
10	1	2:54.539	50.631	1:19.094	44.814	89.7	29:46.176								




LOTUS CUP UK - LOTUS ELISE TROPHY

SPA EURO RACE

RACE 2

Analysis

Lap	D	Time	Sector 1	Sector 2	Sector 3	Kph	Elapsed	Lap	D	Time	Sector 1	Sector 2	Sector 3	Kph	Elapsed
44 SpeedLogic Motorsport 1. Andrew WRIGHT EXIGE S1 HONDA SPS															
1	1	3:06.164	54.385	1:23.766	48.013	84.1	3:06.164								
2	1	2:53.496	49.391	1:20.543	43.562	90.2	5:59.660								
3	1	2:50.007	47.264	1:19.018	43.725	92.1	8:49.667								
4	1	2:47.045	47.385	1:16.485	43.175	93.7	11:36.712								
5	1	3:08.498	1:07.422	1:18.094	42.982	83.1	14:45.210								
6	1	2:46.143	47.131	1:16.657	42.355	94.3	17:31.353								
7	1	2:47.456	46.645	1:18.273	42.538	93.5	20:18.809								
8	1	2:44.281	46.644	1:15.810	41.827	95.3	23:03.090								
9	1	2:45.738	47.665	1:16.361	41.712	94.5	25:48.828								
10	1	2:43.497	46.106	1:15.442	41.949	95.8	28:32.325								
11	1	2:45.953	46.308	1:16.585	43.060	94.3	31:18.278								
12	1	2:45.010	46.362	1:15.340	43.308	94.9	34:03.288								
47 Appledaco.co.uk 1. Alex BALL LOTUS ELISE S1 PRO															
1	1	3:17.337	1:05.803	1:24.583	46.951	79.4	3:17.337								
2	1	3:01.558	52.998	1:22.445	46.115	86.3	6:18.895								
3	1	2:57.601	51.723	1:20.420	45.458	88.2	9:16.496								
4	1	2:56.570	51.503	1:19.881	45.186	88.7	12:13.066								
5	1	2:56.370	50.711	1:20.206	45.453	88.8	15:09.436								
6	1	2:55.490	51.807	1:19.070	44.613	89.2	18:04.926								
7	1	2:55.903	50.972	1:20.163	44.768	89.0	21:00.829								
8	1	2:58.483	50.188	1:21.192	47.103	87.7	23:59.312								
9	1	2:53.779	49.473	1:19.626	44.680	90.1	26:53.091								
10	1	2:55.463	49.371	1:20.843	45.249	89.2	29:48.554								
11	1	2:57.168	51.109	1:20.062	45.997	88.4	32:45.722								
54 SO Motorsport & Stratton Quickfit 1. Simon OAKLEY LOTUS ELISE S2 PRO															
1	1	3:52.036	1:07.118	1:26.400	1:18.518	67.5	3:52.036								
2	1	3:05.740	53.908	1:24.199	47.633	84.3	6:57.776								
3	1	3:01.988	52.933	1:22.338	46.717	86.0	9:59.764								
4	1	3:02.326	53.868	1:21.190	47.268	85.9	13:02.090								
5	1	3:01.140	52.693	1:21.566	46.881	86.4	16:03.230								
6	1	3:00.262	52.346	1:21.091	46.825	86.9	19:03.492								
7	1	3:05.260	55.260	1:22.810	47.190	84.5	22:08.752								
8	1	3:01.339	52.832	1:21.901	46.606	86.3	25:10.091								
9	1	3:01.328	52.207	1:21.918	47.203	86.4	28:11.419								
10	1	3:01.228	53.170	1:20.428	47.630	86.4	31:12.647								
11	1	3:00.165	52.585	1:20.878	46.702	86.9	34:12.812								
64 www.track-club.com 1. Adam MACKAY LOTUS EXIGE V6 CUPR SPS															
1	1	2:53.209	52.622	1:18.294	42.293	90.4	2:53.209								
2	1	2:44.972	46.746	1:15.985	42.241	94.9	5:38.181								
3	1	2:42.790	46.180	1:15.004	41.606	96.2	8:20.971								
4	1	2:41.652	45.729	1:14.525	41.398	96.9	11:02.623								
5	1	2:41.410	45.331	1:14.832	41.247	97.0	13:44.033								
6	1	2:41.105	45.517	1:14.260	41.328	97.2	16:25.138								
7	1	2:39.978	45.273	1:13.524	41.181	97.9	19:05.116								
8	1	2:41.307	45.806	1:13.773	41.728	97.1	21:46.423								
9	1	2:42.781	45.546	1:13.959	43.276	96.2	24:29.204								
10	1	2:42.137	46.034	1:13.893	42.210	96.6	27:11.341								
11	1	2:45.193	45.708	1:15.899	43.586	94.8	29:56.534								
12	1	2:42.615	45.407	1:14.459	42.749	96.3	32:39.149								
65 Datum Motorsport 1. John LAMASTER 2. Luigi MAZZA LOTUS ELISE S2 PRO															
1	1	3:17.833	1:05.905	1:24.863	47.065	79.2	3:17.833								
2	1	3:03.483	54.265	1:21.541	47.677	85.3	6:21.316								
3	1	3:01.920	56.107	1:20.018	45.795	86.1	9:23.236								
4	1	2:58.568	52.703	1:19.900	45.965	87.7	12:21.804								
5	1	2:57.724	52.240	1:19.203	46.281	88.1	15:19.528								
6	1	2:56.611	51.422	1:19.087	46.102	88.7	18:16.139								
7	1	3:02.919	51.538	1:23.087	48.294	85.6	21:19.058								
8	1	2:58.350	51.574	1:20.767	46.009	87.8	24:17.408								
9	1	2:58.404	52.413	1:19.293	46.698	87.7	27:15.812								
10	1	2:58.225	52.142	1:19.768	46.315	87.9	30:14.037								
11	1	2:59.232	51.505	1:20.515	47.212	87.4	33:13.269								
66 DATASYS 1. Petr MANDELÍK LOTUS EXIGE INV															
1	1	3:08.906	55.850	1:23.691	49.365	82.9	3:08.906								
2	1	3:01.700	53.772	1:22.534	45.394	86.2	6:10.606								
3	1	2:54.789	51.188	1:18.789	44.812	89.6	9:05.395								
4	1	2:55.607	50.230	1:19.048	46.329	89.2	12:01.002								
5	1	2:58.895	51.218	1:20.954	46.723	87.5	14:59.897								
6	1	3:00.927	52.396	1:21.875	46.656	86.6	18:00.824								
7	1	2:56.057	51.278	1:20.051	44.728	88.9	20:56.881								
8	1	2:55.546	50.704	1:19.596	45.246	89.2	23:52.427								
9	1	2:56.368	50.933	1:19.822	45.613	88.8	26:48.795								
10	1	2:54.685	50.751	1:19.168	44.766	89.6	29:43.480								
11	1	2:54.669	50.683	1:18.443	45.543	89.7	32:38.149								
12	1	3:18.734	58.442	1:28.765	51.527	78.8	35:56.883								
69 Perrys 1. Ryan SAVAGE LOTUS 2-ELEVEN SPS															
1	1	3:03.233	55.648	1:21.970	45.615	85.5	3:03.233								
2	1	2:46.866	47.443	1:16.208	43.215	93.8	5:50.099								
3	1	2:44.545	47.600	1:15.114	41.831	95.1	8:34.644								
4	1	2:42.838	46.878	1:14.073	41.887	96.1	11:17.482								
5	1	2:41.318	46.037	1:14.000	41.281	97.1	13:58.800								
6	1	2:41.726	46.079	1:14.084	41.563	96.8	16:40.526								
7	1	2:40.189	45.817	1:13.061	41.311	97.8	19:20.715								
8	1	2:41.649	45.658	1:14.422	41.569	96.9	22:02.364								
9	1	2:40.730	45.741	1:13.921	41.068	97.4	24:43.094								



LOTUS CUP UK - LOTUS ELISE TROPHY


SPA EURO RACE

RACE 2

Analysis

■ Personal Best
 ■ Session Best
 ■ Crossing the finish line in pit lane

Lap	D	Time	Sector 1	Sector 2	Sector 3	Kph	Elapsed	Lap	D	Time	Sector 1	Sector 2	Sector 3	Kph	Elapsed							
10	1	2:41.150	45.887	1:14.074	41.189	97.2	27:24.244															
11	1	2:42.245	46.624	1:14.453	41.168	96.5	30:06.489															
12	1	2:43.328	46.117	1:14.737	42.474	95.9	32:49.817															
71 www.track-club.com LOTUS EXIGE V6 CUPR 1. Douglas CAMPBELL SPS								85 www.track-club.com LOTUS ELISE CUP R 1. Stuart RATCLIFF PRO														
1	1	3:04.791	51.611	1:25.262	47.918	84.7	3:04.791	1	1	3:18.434	1:06.221	1:24.845	47.368	78.9	3:18.434							
2	1	2:59.599	49.997	1:23.623	45.979	87.2	6:04.390	2	1	3:02.263	53.352	1:21.404	47.507	85.9	6:20.697							
3	1	2:58.789	49.713	1:22.050	47.026	87.6	9:03.179	3	1	2:58.701	53.421	1:19.541	45.739	87.6	9:19.398							
4	1	2:57.129	49.120	1:21.798	46.211	88.4	12:00.308	4	1	2:58.172	51.521	1:21.068	45.583	87.9	12:17.570							
5	1	2:59.951	49.602	1:22.830	47.519	87.0	15:00.259	5	1	2:57.151	51.025	1:19.939	46.187	88.4	15:14.721							
6	1	2:59.383	50.473	1:23.074	45.836	87.3	17:59.642	6	1	2:55.675	51.240	1:18.613	45.822	89.1	18:10.396							
7	1	2:59.288	49.017	1:23.992	46.279	87.3	20:58.930	7	1	2:55.364	51.500	1:18.379	45.485	89.3	21:05.760							
8	1	3:02.408	49.284	1:23.537	49.587	85.8	24:01.338	8	1	2:58.151	51.772	1:19.467	46.912	87.9	24:03.911							
9	1	2:58.628	49.145	1:23.659	45.824	87.7	26:59.966	9	1	3:00.484	53.746	1:19.282	47.456	86.8	27:04.395							
10	1	2:57.746	48.359	1:24.133	45.254	88.1	29:57.712	10	1	3:00.071	53.257	1:19.159	47.655	86.9	30:04.466							
11	1	2:55.118	48.496	1:20.970	45.652	89.4	32:52.830	11	1	3:01.665	52.841	1:21.118	47.706	86.2	33:06.131							
72 www.track-club.com LOTUS EXIGE V6 CUPR 1. Adam BALON SPS								88 Exponex s.r.o. LOTUS ELISE 1. Petr KREJCI PRO 2. Marek FRIED														
1	1	3:20.093	1:12.969	1:21.329	45.795	78.2	3:20.093	1	1	3:43.616	1:15.570	1:32.993	55.053	70.0	3:43.616							
2	1	2:47.441	48.128	1:16.610	42.703	93.5	6:07.534	2	1	3:28.803	1:01.759	1:33.715	53.329	75.0	7:12.419							
3	1	2:45.810	47.211	1:16.511	42.088	94.5	8:53.344	3	1	3:24.050	1:00.878	1:30.503	52.669	76.8	10:36.469							
4	1	2:43.261	45.819	1:15.067	42.375	95.9	11:36.605	4	1	3:22.400	58.774	1:31.728	51.898	77.4	13:58.869							
5	1	2:43.043	47.059	1:14.042	41.942	96.0	14:19.648	5	1	3:19.547	58.726	1:29.250	51.571	78.5	17:18.416							
6	1	2:42.182	46.096	1:14.061	42.025	96.6	17:01.830	6	1	3:23.090	59.055	1:31.835	52.200	77.1	20:41.506							
7	1	2:40.397	45.625	1:13.520	41.252	97.6	19:42.227	7	1	3:21.548	58.455	1:29.479	53.614	77.7	24:03.054							
8	1	2:40.800	45.973	1:13.520	41.307	97.4	22:23.027	8	1	3:18.285	57.893	1:29.898	50.494	79.0	27:21.339							
9	1	2:40.810	45.332	1:14.257	41.221	97.4	25:03.837	9	1	3:18.695	58.484	1:28.547	51.664	78.8	30:40.034							
10	1	2:39.988	45.304	1:13.479	41.205	97.9	27:43.825	10	1	3:21.473	59.549	1:30.159	51.765	77.7	34:01.507							
11	1	2:41.270	45.591	1:14.547	41.132	97.1	30:25.095	89 Exponex s.r.o. LOTUS EXIGE 1. Marek FRIED INV 2. Petr KREJCI														
12	1	2:41.451	45.771	1:14.256	41.424	97.0	33:06.546	1	1	3:06.756	56.688	1:22.218	47.850	83.8	3:06.756							
77 Millers Bakery LOTUS EXIGE V6 CUPR 1. Marcus MILLER SPS 2. Philip BRITTEN								2								1	2:56.078	51.964	1:19.379	44.735	88.9	6:02.834
1	2	3:07.868	54.588	1:23.946	49.334	83.3	3:07.868	3	1	2:50.412	50.027	1:16.620	43.765	91.9	8:53.246							
2	2	2:57.370	48.896	1:22.216	46.258	88.3	6:05.238	4	1	2:53.088	50.435	1:18.844	43.809	90.5	11:46.334							
3	2	2:56.982	49.361	1:22.190	45.431	88.5	9:02.220	5	1	2:51.034	50.709	1:16.697	43.628	91.5	14:37.368							
4	2	2:56.965	49.031	1:21.601	46.333	88.5	11:59.185	6	1	2:49.573	49.991	1:15.763	43.819	92.3	17:26.941							
5	2	2:55.738	48.657	1:21.935	45.146	89.1	14:54.923	7	1	2:49.304	49.760	1:15.447	44.097	92.5	20:16.245							
6	2	2:55.564	48.513	1:22.802	44.249	89.2	17:50.487	8	1	2:48.977	49.729	1:15.786	43.462	92.7	23:05.222							
7	2	2:54.277	48.746	1:21.660	43.871	89.9	20:44.764	9	1	2:47.419	48.869	1:14.978	43.572	93.5	25:52.641							
8	2	2:55.502	49.368	1:21.676	44.458	89.2	23:40.266	10	1	2:48.604	48.953	1:15.735	43.916	92.8	28:41.245							
9	2	2:55.976	48.634	1:21.886	45.456	89.0	26:36.242	11	1	2:49.330	49.499	1:15.566	44.265	92.5	31:30.575							
10	2	2:56.226	48.474	1:22.783	44.969	88.9	29:32.468	12	1	2:49.626	49.825	1:15.972	43.829	92.3	34:20.201							
11	2	2:53.223	48.509	1:20.875	43.839	90.4	32:25.691	111 Mission Motorsport LOTUS ELISE S2 1. Matt NOAKES PRO 2. Russ ANDERSON														
12	2	2:52.543	48.419	1:20.022	44.102	90.7	35:18.234	1	1	8:52.709	6:32.997	1:28.643	51.069	29.3	8:52.709							
80 Leistung Auto LOTUS 2-ELEVEN 1. Steven TRAIN SPS								2								1	3:13.323	54.699	1:29.357	49.267	81.0	12:06.032
1	1	3:08.117	56.487	1:23.636	47.994	83.2	3:08.117	3	1	3:09.490	53.236	1:26.719	49.535	82.7	15:15.522							
2	1	2:59.107	52.090	1:20.631	46.386	87.4	6:07.224	4	1	3:06.775	52.876	1:25.118	48.781	83.8	18:22.297							
3	1	2:56.964	51.265	1:19.496	46.203	88.5	9:04.188	5	1	3:06.273	54.310	1:23.849	48.114	84.1	21:28.570							
4	1	2:57.144	50.515	1:19.664	46.965	88.4	12:01.332	6	1	3:05.058	53.014	1:23.660	48.384	84.6	24:33.628							
5	1	2:59.578	50.577	1:20.992	48.009	87.2	15:00.910	7	1	3:04.314	53.419	1:23.281	47.614	85.0	27:37.942							
6	1	3:12.824 B	51.741	1:24.365	56.718	81.2	18:13.734	8	1	3:02.957	52.331	1:23.263	47.363	85.6	30:40.899							
								9	1	3:03.515	52.531	1:23.241	47.743	85.3	33:44.414							



LOTUS CUP UK - LOTUS ELISE TROPHY
SPA EURO RACE
RACE 2

Analysis

■ Personal Best
 ■ Session Best
 B Crossing the finish line in pit lane

Lap	D	Time	Sector 1	Sector 2	Sector 3	Kph	Elapsed	Lap	D	Time	Sector 1	Sector 2	Sector 3	Kph	Elapsed
116		EMH Motorsport 1. Freddie HETHERINGTON					LOTUS ELISE S2 PRO								
1	1	3:21.957	1:07.009	1:25.686	49.262	77.5	3:21.957								
2	1	3:02.130	52.085	1:23.252	46.793	85.9	6:24.087								
3	1	2:56.856	51.471	1:19.422	45.963	88.6	9:20.943								
4	1	2:56.043	51.162	1:19.391	45.490	88.9	12:16.986								
5	1	2:54.749	50.297	1:18.751	45.701	89.6	15:11.735								
6	1	2:54.147	51.037	1:18.144	44.966	89.9	18:05.882								
7	1	2:56.319	50.646	1:20.265	45.408	88.8	21:02.201								
8	1	2:57.314	51.033	1:19.345	46.936	88.3	23:59.515								
9	1	2:54.522	49.865	1:18.768	45.889	89.7	26:54.037								
10	1	3:00.138	50.405	1:21.464	48.269	86.9	29:54.175								
11	1	2:57.214	51.332	1:19.496	46.386	88.4	32:51.389								